


Model A Flyer



Model A Ford Club of NSW Inc

Web site www.modelafordclubofnsw.com.au
August 2017

Club Meetings are held at Holroyd Community Centre, Miller St., Merrylands. The parking entrance is in Newman Street. Meetings are held from 8 pm on the second Friday of each month unless otherwise stated.

PRESIDENT'S REPORT



Thanks to Peter Butler for chairing our July meeting while I was away enjoying a fabulous safari with my family in Kenya. This is a country full of amazing wildlife, friendly people, and fabulous bush camps. Bucket list ticked off.

The club has had a hectic time, with plenty of events. In Sydney we had All Fords Day at Eastern Creek and on that same day members supported an open day at the Tramway Museum. There are pictures and articles on those events in this issue. The Northern A's assisted a fellow member, Carlos Silva, with a

stubborn Model A on one weekend and went to Tocal Homestead Heritage Day later in the month. Event reports for those runs also in this issue.

The August Maintenance Day saw 24 members in attendance. Mal Bradley covered the intricate adjustments required when overhauling a differential. I trust I never have to do this job in the future. If so I will be calling on assistance from our members. Shannon's CMC Day at Eastern Creek will also have taken place during the production of this newsletter, details next month.

On the 20th of this month we have the Maroota Muster in Sydney and the Northern A's off to the Richmond Vale Railway Museum to visit the Cranky Handle Rally.

September we have the Lugarno Lions Club Fair, and at the end of the month the Presidents Run to Orange. So plenty of great events ahead. Wishing everyone fun times and safe motoring.

Regards, Rob Taylor

Your 2017 committee

President	Rob Taylor	0434 314 198	CFC & CMC	Phil Dalton	0413 970 704
V/President	Peter Butler	4739 5723		Ron Elks	0419 296 201
Treasurer	Jim Haling	0431 904 311	Librarian	Carol Butler	4739 5723
Secretary	Robert Brown	0439 731 066	Wanderers	Tom Virgona	0420 342 392
Committee #1	Ken Young	0428 697 717	Newsletter	Rob Taylor	0434 314 198
Committee #2	Ron Williams	0427 868 197			
Public Officer	Rob Taylor	0434 314198			
Membership	Jim Haling	0431 904 311			

thetaylors79@bigpond.com

Mail: PO Box 1038 MERRYLANDS 2160

Get your Model A out and join us!

Maroota Muster - Sunday 20th August

This is a great fundraising day for the Maroota Public School. There are plenty of stalls, displays, food stands and fun for the kids. Everyone enjoys this event and it is for a really good cause. So enjoy the drive out to Maroota and a fun day with friends.

We will have allocated parking for at least 10 Model A's on the day.

Where: 4540 Old Northern Road Maroota

Time: Meet there at 10am

Cost: No cost, but you can pay \$5 to enter the Classic Car Competition and your car can win prizes from \$50 to \$200 cash.



Lugarno Fair - Sunday 17th September

Where: Enter via Boatwright Ave, Lugarno - this is the only entrance

Time: Gates open 7:30am & close at 10am

You are not allowed to leave until 1:30pm

Cost: \$10 per vehicle donation

This is a fun day for the family with over 200 stalls, carnival rides for the kids & 300+ vehicles on display.



Northern A's run to Richmond Vale Railway Museum - Sunday 20th Aug

Meet 9:30am Freemans Waterhole to convoy to the event together.

Cost \$16 adults, \$11 concession incl train rides

Lunch available on site.

This is an exhibition of old trains, machinery and tools loosely associated with farming as it used to be. The Hunter Valley Farm Machinery Club has put this event together.

Look forward to seeing many of you there.

Presidents Run to Orange: 22nd - 25th September

Accommodation Central Caleula Motor Lodge, all rooms there now sold.

Arrive Orange Friday 22nd Sept group dinner Hotel Canobolas & hand out info packs

Saturday 23rd Sept Model A Run to historic towns of Canowindra, Cudal & Borenore. Afternoon free in Orange. Dinner organised at Ex Serviceman's Club

Sunday 24th Sept Drive to Carcoar for morning tea, then via Blayney to Millthorpe for lunch and a 1pm tour of the "Golden Oldies Museum" plus a town guided tour. Dinner that night at Central Caleula Motel

Monday 25th Sept After breakfast at the motel, checkout and head home.

PLEASE LET ME KNOW IF YOU ARE COMING SO I CAN FINALISE MEAL NUMBERS AT EACH VENUE..

Rob Taylor email thetaylors79@bigpond.com thanks

All Fords Day - Sunday 30th July

Great day at Eastern Creek in August where we had ten cars on display. We put up the marquee under which all members sat out of the sun and discussed topics from carburettors to blocked fuel lines. Congratulations to Craig Finney & Brett Smith for taking out the best car in club display. Also thanks to Bryan Wyborn for bringing and entering on behalf of the club the "Wyborn Special" into the concours division. This car created a lot of interest from all the show visitors.



Northern A's, Tocal Homestead Heritage Day - Sunday 30th July

9 Model As (6 coupes) and 17 people turned up for a fabulous day out thanks to Barry Murdoch. The atmosphere was electric with sights and smells of yesteryear and the public came out in droves to enjoy the sensational weather. It was great to see our glamour couple Cheryl & Doug Kirkwood enjoying some recuperation time.



Maintenance Day Report - 4th August

The Model A Ford “ Maintenance Training Facility” temporarily located for the day to Guildford. There were 24 members in attendance, and thanks to our Northern A members, Leon Panov & Peter Paice who drove down in Leon’s 1930 Model A roadster from Redhead. There were 11 Model A’s and parking at the “facility” was at a premium. Maestro Mal Bradley gave an excellent insight into the overhaul of the Model A differential based on many years of practical experience. Others also contributed their knowledge resulting in a very worthwhile presentation. Many thanks to Rob Taylor for making space at his facility available to us and for making our day a great experience. Also much credit is due to Neville Jones who initiated maintenance days quite some years ago. By Trevor Davis.



Thanks to those members that supported a late call by the Tramway Museum to display cars at their open day.



Wanderer's August Visit to the Reserve Bank in Sydney

17 Wanderers met at the Lindt Café in Martin Place for morning tea before our visit to the RBA. There was a little nervousness as members drank their coffees and hot chocolates, and some relief when they left for the bank tour. At the RBA we were met by Kaja, our tour guide. She gave a presentation on the bank's history, followed by short film regarding our conversion to decimal currency in 1966. We were shown the process involved in printing the new \$5 notes - how the plastic polymer is produced, through the various stages of printing until the final product. Kaja then highlighted

the new security features built into the note & how to detect fake notes as well as showing a sample of the new \$10 note due for release in September 2017. We had to hand the \$10 notes back but look out for the new note to be released next month. After this briefing we commenced a guided tour of the bank's museum. We were not aware that the RBA is a world leader in printing money, and it is a big export item for Australia.

After our wonderful tour we headed to the Hyde Park Barracks cafe for lunch.

Robert Brown



Wednesday Wanderers visit Carss Cottage on 6th September

Carss Cottage is a sandstone cottage built in 1865 for William Carss and family. It is the oldest building still standing in the Kogarah area and houses a Museum focusing on local history, run by Kogarah Historical Society. Changing displays range from famous local artists to the history of theatrical groups from the region and lifestyles of the nineteenth and early twentieth century.

1. Bring your Model A
2. Meet 9:30am at Carss Bush Park at the end of Carwar Avenue off Princes Hwy and park near the swimming pool. BYO morning tea.
3. We have booked a tour of the historical Carss Cottage at 10.30, cost \$5.
4. Lunch is picnic, so bring all your delicious food. There are several picnic tables and great views of the bay. If weather is wet there is a cafe nearby.
5. Group Leaders Don and Joan 0404091235



Northern A Members help sort out a distributor problem for fellow member, Carlos Silva.



Carlos had been having problems for a while. So some of our Northern A members got together to help Carlos sort the problem out. What he needed was:

1. New/recon distributor
2. New distributor shaft

With the replacement distributor and shaft installed, Carlos's Model A was back to good health at long last. Carlos finished the day with one big smile, and put on a lovely lunch.

Thanks to all who came along and assisted. What a club is all about.



Fixing Rear Main oil Leak

It Works For Me By Don Bowne, Cambridge City, IN

One of the most common and some times downright embarrassing problems we experience with our Model A's is the pesky rear main oil leak. I'd like to share with you a tip that was passed down to me many years ago by a veteran mechanic who was a repairman when the Model A was just a used car. We have just about reached the point on the calendar where all of those men are now gone, so I think its important that information like this be passed on to the membership. Even though I have enjoyed the Model A hobby for some 45 years, I can't take the credit for this trick, but I can share it with you. I have cured my own cars and a few others for friends. It does work.

I know there have been many other fine articles written on this subject, some become quite involved with time and expense. I in no way want to dispute any of those articles, as they all have merit. However, what I am about to show you is so very simple to perform and the total cost is the price of an oil pan gasket. It requires only a variable speed drill and a cut off wheel. Give it a try - you have nothing to lose and much to gain.

The accompanying photos are self explanatory, but I will walk you through the procedure. Photo (1) shows the tools needed: a small hand drill (I use a variable speed, as it allows more control in drilling the main cap), a die grinder with a thin

cut off wheel that has been worn down to exactly 1-1/2" in diameter, a permanent ink marking pen with sharp point, and a cone shaped tool to chamfer the edge of the drilled hole.


After removing the main cap and checking to see that the babbitt looks okay, I clamp it in a vise to perform the work. Measure from the rear edge of the bearing 1/4 inch and mark with the marking pen as shown in photo (2). This gives you the location to make your cut. Take the die grinder with the 1-1/2" cut off wheel and carefully cut the oil groove about the same depth and width as the regular oil groove. Make a clean cut from edge to edge, photo (3). Do not cut too deep as you may separate the rear thrust from the bearing. Now, all that is left to do, and this is important, is to drill a 5/32" hole exactly at the new groove's bottom, down through the babbitt and into the drain trough, but not completely through it, photo (4). I then chamfer the edge of the hole and deburr the edges of the oil groove, if needed. You are now finished and ready to re-install the cap. This operation should take no longer than 15 minutes.



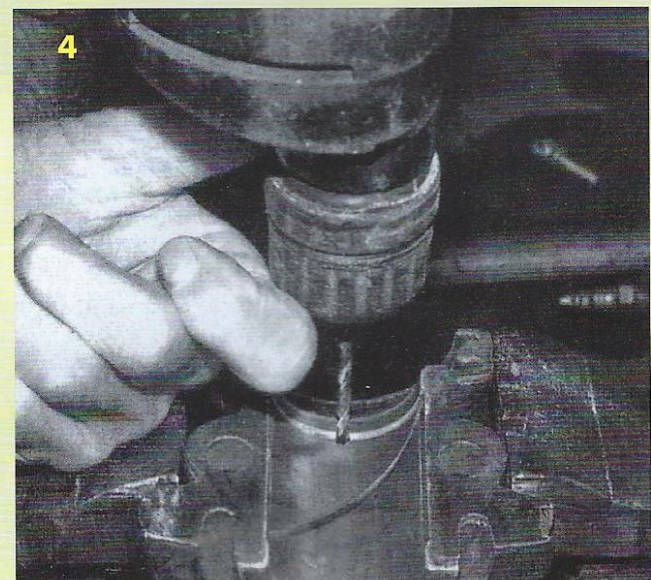
Mark the cap's cut 1/4 in.

It goes without saying that the cap must be installed with proper oil clearance. No more than .002" from edge to edge. Check with plastigauge. Also, be sure to see that the shims fit correctly and are in the proper position.

In theory, what you have done is given the oil, which is under extreme pressure as it passes between the crank



Cut a shallow groove along your mark.



Drill a centered 5/32" dia. hole carefully to the drain.

journal and the babbitt a place to go; down through the 5/32" hole and back into the oil pan, instead of going past the slinger and out onto the ground. In closing, I hope this works as well for you as it has for me. (DB)



Events for inclusion in your 2018 diary

- Aussie A Model 90th Birthday Bash 12th & 13th May @ Gulgong Show Ground NSW. All 28-31 hotrods, restored, barn finds, jalopy's & Gassers as long as it's model A invited. Contact is Scotty 0434 085 038
- 25th Australian National Model A Ford Meet, Murray Bridge S.A. 2nd - 7th October 2018. Application form <http://modelafordclubofnsw.com.au/wp-content/uploads/2016/12/25th-National-Meet-Murray-Bridge.pdf>

2018 Committee Elections Friday 10th November

I would like to remind members that our AGM will be held on Friday evening, 10th November. At this meeting all committee positions will be open for re election.

Please note that our Constitution only allows committee members to hold a position for TWO YEARS. So at this meeting the following positions will need NEW NOMINEES as the current incumbents have completed two years of service.

- **Club President**
- **Club Treasurer**
- **Committee Member Events**
- **CMC & CFC Delegate**

Please note that the club only functions now, due to the efforts of every committee member. These positions are not onerous, but do need to be filled by a current club member. Please discuss these positions with Rob Taylor, or any other committee member, their phone numbers are on the front page of this newsletter.

KEEP THIS CLUB MOVING IN 2018 BY PUTTING YOUR HAND UP TO HELP OUT
Thanks, Rob Taylor outgoing President.

Market Place

For Sale: Lightened fly wheel \$50 - Multi disk fly wheel \$100 - Macs rebuilt Oval Speedo \$300 - Tillotson Carby \$250 - rear axle high speed ring and pinion 11.39 3.54 :1 \$300 all in very good condition call Keith Capps 0263421402 Cowra NSW

For Sale: 1928 Phaeton (Norm Boshers old car) - \$28500 call Rolf Chrystal 0414 653 250

For Sale: 1929 Model A Ford Roadster restored, Brown & Black in colour, can send photos. \$27000 Brian Johnson 95253204 or brj@optusnet.com.au Looking for RHD pickup.

Wanted: 1930 Model A roadster in good condition. Eddy Tabone (02) 9636 7776 or 0412 663 608

Wanted: Exhaust Gas Analyzer meter for tuning up Model "A" carburettors.

Dave Slater 0412-59-3535

Wanted: Model A Ford crank handle. Ron Cox 02 9743 5955

Wanted: 1930/1931 5 Window Coupe in good condition. Call or E-mail Gary 0419406230, garysmith880@gmail.com

Services: Model A Ford White Metal Bearings - if needed call Dean, Dean Repairs 0401767761